








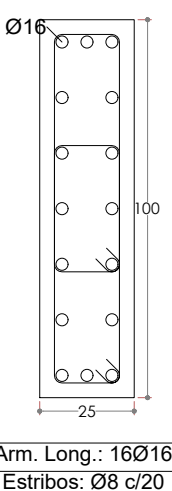




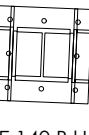











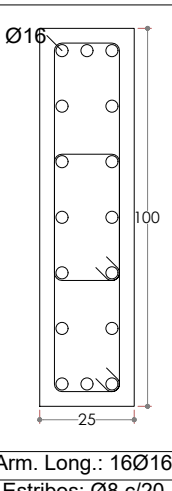
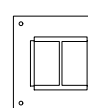








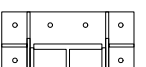

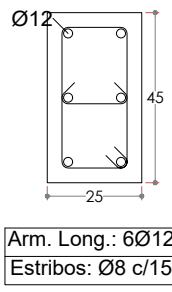






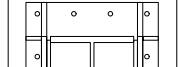
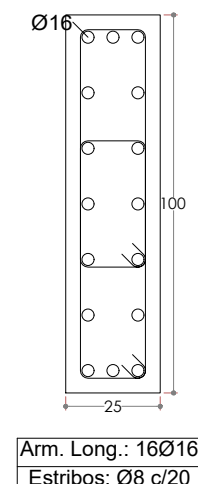
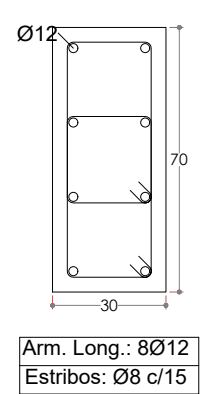

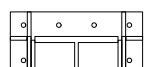
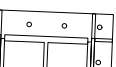





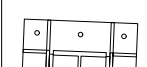
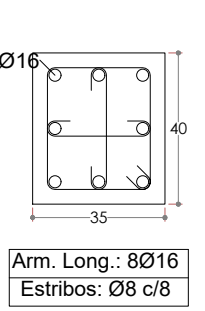
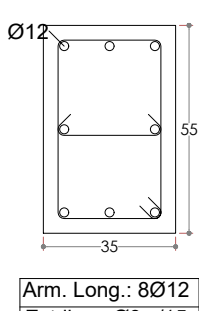
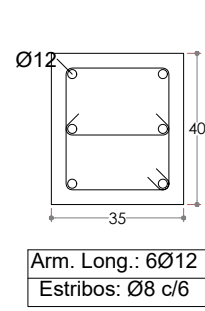
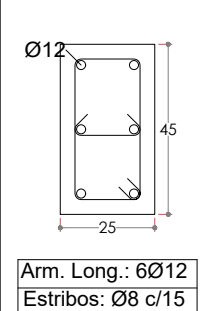
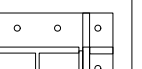
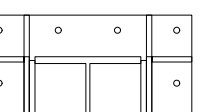
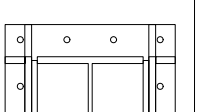
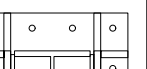
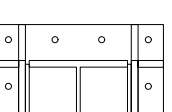
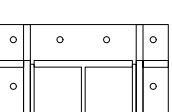
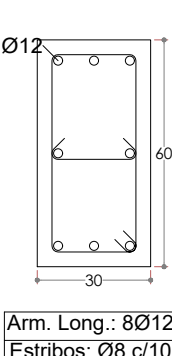
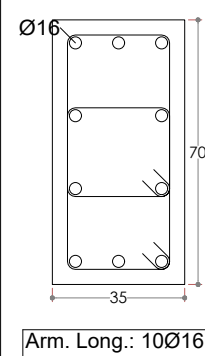
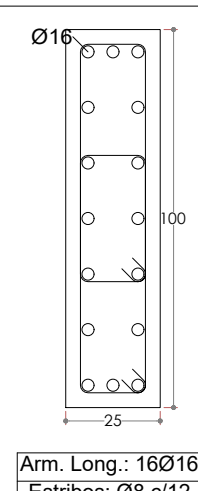
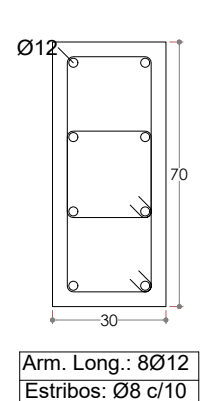
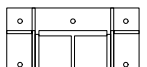

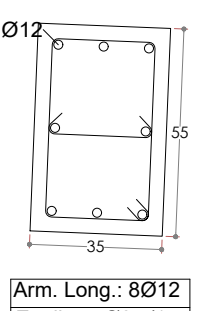
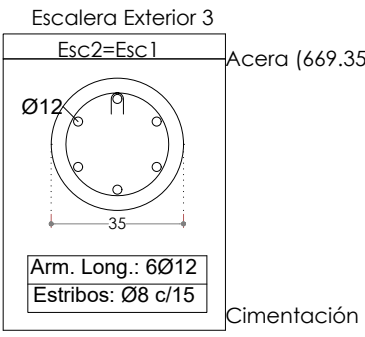



No hay numeración del pilar P-11, ni del P-12																													
P-01=P-02=P-03=P-04 P-06=P-07=P-08	P-01a=P-02a P-03a=P-04a	P-05	P-05a=P-06a P-07a=P-08a P-09a=P-10a	P-09=P-10	P-28	P-17	P-18=P-19=P-24=P-25	P-23=P-32=P-33 P-34	P-29	P-30	P-31	P-35	P-36=P-37	P-36a=P-37a	P-38	P-39	P-39a	P-40	P-41=P-42	P-43	P-44	P-44a	P-45	P-45a=P-55a	P-45b=P-49D P-55b=P-61b	P-46	P-47	P-48	
																												Forjado Cubierta	
																													Forjado Suelo P2
																													Forjado Suelo P1
																												Forjado Suelo PB0	
																													Cimentación

P-49	P-49a	P-50	P-51	P-54	P-55	P-56	P-57	P-58	P-59	P-60=P-62	P-61	P-61a	P-63	P-66	P-70=P-72	P-71	Pa-01	Pa-02=Pa-05	Pa-03	Pa-04
		 HE 140 B		 HE 140 B		 HE 140 B		 HE 140 B	 HE 140 B	 HE 140 B			 HE 140 B	 HE 140 B	 HE 140 B	 HE 140 B	 HE 140 B	 HE 140 B	 HE 140 B	 HE 100 B
	 HE 140 B	 HE 140 B	 HE 140 B	 HE 160 B		 HE 160 B	 HE 200 B	 HE 140 B	 HE 200 B			 HE 200 B	 HE 160 B	 HE 160 B	 HE 140 B	 HE 160 B	 HE 140 B		 HE 140 B	
 HE 140 B		 HE 140 B	 HE 140 B	 HE 160 B	 HE 180 B	 HE 180 B	 HE 180 B	 HE 200 B	 HE 160 B	 HE 200 B	 HE 220 B		 HE 180 B	 HE 140 B	 Arm. Long.: 4Ø12 Estribos: Ø8 c/15				 HE 140 B	
									 Arm. Long.: 8Ø12 Estribos: Ø8 c/15		 Arm. Long.: 8Ø12 Estribos: Ø8 c/15	 Arm. Long.: 8Ø12 Estribos: Ø8 c/15		 Arm. Long.: 4Ø12 Estribos: Ø8 c/15						



Medición de perfiles Acero: S275			Longitud (m)	Peso*10% (kg)	Total
Perfil		Peso (kg)			
HE 220 B	63.05	6483.75			
HE 280 B	29.20	4799.87			
HE 200 B	76.25	6829.60			
HE 260 B	41.70	6095.12			
HE 180 B	118.20	9028.18			
HE 140 B	242.90	12775.33			
HE 160 B	92.80	5995.39			
HE 100 B	12.70	418.72			
Total		52425.94			

Resumen Acero	Long. total (m)	Peso*10% (kg)	Total
B 500 S, Ys=1.15	Ø8	2205.9	958
	Ø10	289.0	196
	Ø12	415.2	406
	Ø16	561.0	974
			2534

**Gerencia Asistencial de
Atención Primaria**
CONSEJERÍA DE SANIDAD

PROYECTO DE EJECUCIÓN PARA

CENTRO DE ATENCIÓN PRIMARIA VALDERRIBAS

SITUACIÓN
Calle Minerva c/v Calle Ermita de la Soledad, Madrid

PLANO ESTRUCTURA. CUADRO PILARES

PROPIEDAD
Unidad de Infraestructuras de la Gerencia
Asistencial de Atención Primaria,
Servicio Madrileño de Salud
c/ San Martín de Porres 6, 28035, Madrid

ARQUITECTOS
Ignacio Marqués Martínez
Israel Bellaso Garrido

**G34 arquitectos slp**
Calle Reina Mercedes 12, 6-B, Madrid.
www.g34.es

43.E15

ESCALA
DINA1
1/20

REVISADO
FECHA
julio 2022